Dimension

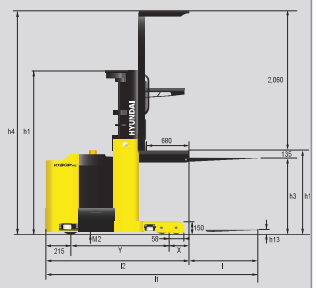

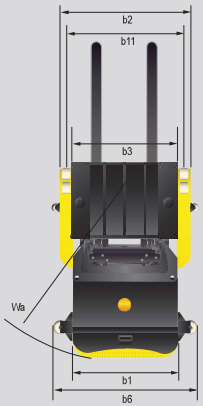

Specification

■ Identification				
1.1	Manufacturer		HYUNDAI	HYUNDAI
1.2	Manufacturer's model designation		10BOP-7	13BOP-7
1.3	Power supply(electric,diesel,petrol,gas,manual)		electric	electric
1.4	Type of operation(hand,pedestrian,standing,seated,order-picker)		order picker	order picker
1.5	Load capacity / rated load	Q (t)	1.0	1.36
1.6	Load center distance	c (mm)	600	600
1.8	Load distance, center of drive axle(Loadwheel) to fork	x (mm)	235	235
1.9	Wheelbase	y (mm)	1,430	1,480
■ Weights				
2.1	Service weight (Inc. battery)	kg	2,760	2,902
2.2	Axle loadings laden drive end / load end	kg	958 / 2,802	849 / 3,413
2.3	Axle loadings unladen drive end / load end	kg	1,549 / 1,211	1,625 / 1,276
■ Wheels,Chassis				
3.1	Tyres		Polyurethane	Polyurethane
3.2	Tyre size drive end	mm	305 x 140	305 x 140
3.3	Tyre size load end	mm	152 x 100	152 x 100
3.5	Wheels, numbers (x=driven wheels) drive / load		1 x / 4	1 x / 4
3.6	Track width (front) drive end	b10 (mm)	0	0
3.7	Track width (rear) load end	b11 (mm)	909 (1,109)	909 (1,109)
■ Basic Dimensions				
4.2	Colosed mast height	h1 (mm)	2,220	2,220
4.4	Lift height	h3 (mm)	3,275	3,275
4.5	Height, mast raised (console / overhead guard)	h4 (mm)	5,470	5,470
4.7	Height to top of overhead guard	h6 (mm)	2,260	2,260
4.8	Platform height (h13+135mm)	h7 (mm)	200	200
4.14	Picking height (h12+1,600mm)	h28 (mm)	5,010	5,010
4.15	Height lowered (Fork Height)	h13 (mm)	65	65
4.19	Overall length without load	l1 (mm)	3,080	3,130
4.20	Length to front face of forks	l2 (mm)	1,880	1,930
4.21	Overall width of chassis	b1 / b2 (mm)	1,020 / 1,050(1,250)	1,020 / 1,050(1,250)
4.22	Fork dimensions	s/e/l (mm)	40 x 100 x 1,050	40 x 100 x 1,050
4.25	Overall fork width	b5 (mm)	568 / 650 / 712	568 / 650 / 712
4.26	Platform width	b3 (mm)	1,020 (1,250)	1,020 (1,250)
4.27	Guide roller width	b6 (mm)	see option chart	see option chart
4.32	Foor clearance, centre of wheelbase 2	m2 (mm)	51	51
4.33	Working aisle width, with 800 x 1,200 crosswise	Ast (mm)	3,342	3,391
4.34	Working aisle width, with 1,200 x 800 lengthwise	Ast (mm)	3,459	3,507
4.35	Outer turning radius	Wa (mm)	1,769	1,818
■ Performance Data				
5.1	Speed, laden / unladen	km/h	9.5 / 10	9.5 / 10
5.2	Lift speed, laden / unladen	mm/s	250 / 350	240 / 350
5.3	Lowering speed, laden / unladen	mm/s	380 / 380	380 / 380
5.9	Acceleration time (over 10m)	sec	7	7
5.10	Brakes		electric release	electric release
■ E-Motor				
6.1	Dirve motor rating S2 = 60min	kW	5.2	5.2
6.2	Lift motor rating at S2 = 15%	kW	10.6	10.6
6.4	Battery voltage, capacity K5	V/Ah	48 / 300	48 / 400
6.5	Battery weight 5% (dependent on manufacturer)	kg	600	730
■ Other Details				
8.1	Drive control		AC	AC
8.4	Noise peak at operator ears	dB (A)	-	-

*Photo may include optional equipment.

We build a better future

HYUNDAI BATTERY FORKLIFT TRUCKS Environmentally - Friendly

10/13BOP-7 AC

HYUNDAI | FORKLIFT
HEAVY INDUSTRIES CO.,LTD.

Head Office(Sales Office)
14th FL., HYUNDAI BLDG, 140-2, KYE-DONG, JONGNO-GU, SEOUL, KOREA 110-793
Tel (82) (2) 746-4609,4638 **Fax** (82) (2) 746-7444~7445

Americas Operation : Hyundai Construction Equipment Americas, Inc.
955 ESTES AVENUE, ELK GROVE VILLAGE IL.,60007 **Tel** (1) 847-437-3333 **Fax** (1) 847-437-3574

Europe Operation : Hyundai Heavy Industries Europe N.V.
VOSSENDAAL 11, 2440 GEEL, BELGIUM **Tel** (32) 14-56-2200 **Fax** (32) 14-59-3405

PLEASE CONTACT

www.hyundai-ce.com 2011. 05 Rev. 0

HYUNDAI
HEAVY INDUSTRIES CO.,LTD.

Superior Power & Optimal Performance

Smooth running, efficiently and ergonomically designed,
10/13BOP-7 series are built to meet your needs.

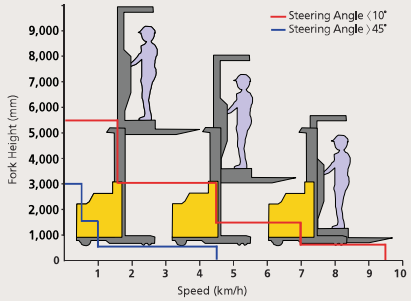

Steering angle	Travel speed by platform height (km/h)				
	0~600	0~1,500	0~1,500	0~1,500	0~1,500
S/ Angle < 10°	9,5	7,0	4,5	1,8	0
10° < s/ Angle < 45°	9,5~4,5	7,0~1,0	4,5~0,5	1,8~0	0

Travel Speed Control by Platform Height

Limit travel speed by steering angle - 10°~45° : Linearly reduce the maximum speed
Travel banned height is set for safety - over : 5,500mm

Electromagnetic brake controller parameters is mounted on the traction motor.

Brake System

Electro-magnetic brake applied for parking - On travel, automatically unlock brake
(Negative type braking system by spring return force)

Minimum turning radius

Compact design suitable for narrow aisle operation guarantees work efficiency and maximum space utilization.

*Photo may include optional equipment.

Electric Power Steering(EPS)

EPS assures effortless steering allowing less fatigue to the operator. Machine performance and battery life are also enhanced.

Adjustable Pallet Clamp

Euro Pallet
(100~150mm Center Stringer width)
Wood Pallet
(44mm Center Stringer width)

Guide Roller

When the truck entering in the rack, the drive wheel position is lacked at the center, the operation is possible to do picking and driving work safely. (option)



Automatic Center Position at Starting

When the key ON, prox switch detects the position of drive wheel, and the wheel turns to the center position automatically.

High Technology ZAPI Controller

The efficient, almost noiseless, 8Khz(high frequency) controller provides smooth quite operation and protection for low & high voltage, overheating and fault recording.

Energy Efficiency
H(High) mode : 100%
N(Normal) mode : 110%
E(Economic) mode : 120%

Drive Motor & Pump Motor

Efficient AC motor guarantees reliability and a optimized motor design provides for low noise levels. Temperature sensor ensure long motor life.

*Photo may include optional equipment.

Comfortable Operation

A design based on human engineering relieves fatigue and increases operator's efficiency.

Steering Wheel

A newly designed steering control coupled with our new Electric Power Steering control gives the operator exceptionally smooth and controlled steering for tight spaces.

Safety Belt & Side Bar

New High Visibility for Safe Operation

The operator is able to work with increased safety and accuracy due to a wider mast view.



Multifunctional Control Lever

The control lever is designed ergonomically. The operator is able to control platform lift up and down, travel function and horn with one hand.

Self - diagnostic LCD Monitor

The LCD monitor has a back-light system to provide a clear view of the system's operation in all environments.
The monitor provides information about operation error, system fault, battery level, hour meter plus other various functions.

Storage Box Space

Additional storage spaces are located inside the operating space for operator's convenience.

Strong Overhead Guard

The safety overhead guard meets EEC and ANSI regulations and protects the operator during hazardous work.

Dead man Switch

Convenience Devices

There are 3 devices for convenience.
- Operator room lamp
- Operator cooling fan
- Work lamp

Pallet Clamp Pedal

It is easy clamp and release the pallet by pushing the pedal.

Durability, Easy Maintenance

An ideal arrangement of component parts
ensures easy access and convenience for maintenance.

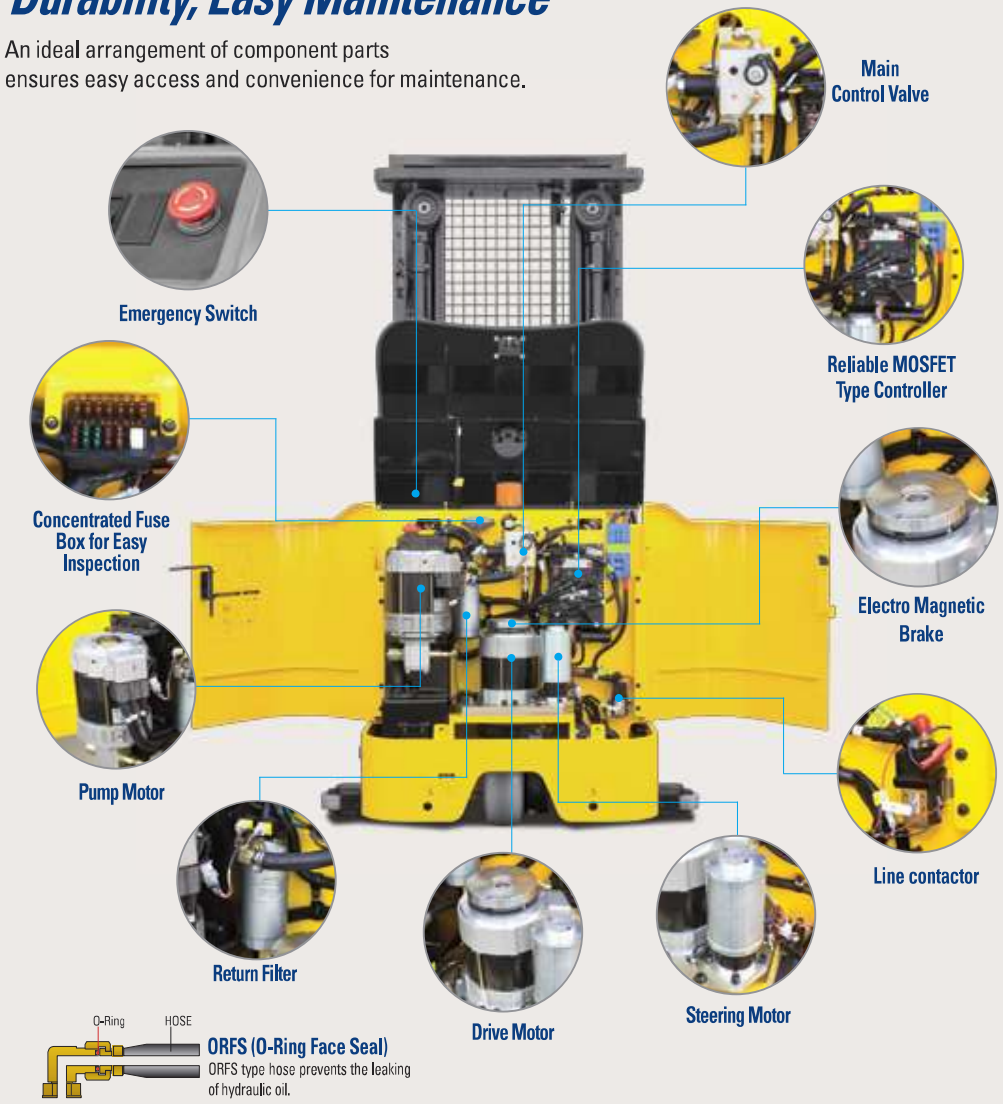

ORFS (O-Ring Face Seal)
ORFS type hose prevents the leaking of hydraulic oil.

Option

- **Fork(mm) :** 900, 1350, 1500, 1600
- **Guide Roller(Wide Frame) :** 1226mm / 1,256(1,456)mm / 1,280(1,480)mm 1,304(1,504)mm
- **Pallet Clamp :** Euro Pallert, Wood Pallet
- **UL(E)**
- **Beacon lamp (Amber, Blue, Red)**
- **Battery :** 10BOP-7(400AH, Compartmant) 13BOP-7(500AH, Compartmant)

Mast Specification (10BOP-7)

Mast Type		Maximum Fork Height	Overall Height (Lowered) With OHG	Overall Height (Lifted) With OHG	Free lift Height With OHG	Load capacity w/o side shift 600mm LC	Truck Weight (Unloaded)
		10BOP-7	10BOP-7	10BOP-7	10BOP-7	10BOP-7	10BOP-7
		mm	mm	mm	mm	kg	kg
2-STAGE LIMITED FREE LIFT	V325	3,275	2,220	5,470	0	1,000	2,760
	V355	3,575	2,375	5,770	0	1,000	2,786
	V415	4,175	2,680	6,370	0	1,000	2,837
	V475	4,775	2,985	6,970	0	1,000	2,888
	V535	5,375	3,285	7,570	0	1,000	2,989
3-STAGE FULL FREE LIFT	TF500	5,071	2,220	7,266	25	1,000	3,004
	TF530	5,355	2,375	7,550	180	1,000	3,039
	TF610	6,115	2,680	8,310	485	1,000	3,113
	TF685	6,879	2,985	9,074	790	930	3,243
	TF760	7,641	3,285	9,836	1,090	900	3,373
	TF815	8,175	3,515	10,370	1,320	840	3,428
	TF865	8,681	3,745	10,876	1,550	770	3,488
	TF930	9,321	4,025	11,516	1,830	700	3,606

Mast Specification (13BOP-7)

Mast Type		Maximum Fork Height	Overall Height (Lowered) With OHG	Overall Height (Lifted) With OHG	Free lift Height With OHG	Load capacity w/o side shift 600mm LC	Truck Weight (Unloaded)
		13BOP-7	13BOP-7	13BOP-7	13BOP-7	13BOP-7	13BOP-7
		mm	mm	mm	mm	kg	kg
2-STAGE LIMITED FREE LIFT	V325	3,275	2,220	5,470	0	1,361	2,902
	V355	3,575	2,375	5,770	0	1,361	2,928
	V415	4,175	2,680	6,370	0	1,361	2,978
	V475	4,775	2,985	6,970	0	1,361	3,029
	V535	5,375	3,285	7,570	0	1,361	3,130
3-STAGE FULL FREE LIFT	TF500	5,071	2,220	7,266	25	1,361	3,145
	TF530	5,355	2,375	7,550	180	1,361	3,180
	TF610	6,115	2,680	8,310	485	1,210	3,255
	TF685	6,879	2,985	9,074	790	1,110	3,384
	TF760	7,641	3,285	9,836	1,090	1,000	3,514
	TF815	8,175	3,515	10,370	1,320	930	3,569
	TF865	8,681	3,745	10,876	1,550	860	3,630
	TF930	9,321	4,025	11,516	1,830	790	3,748

Load Capacity

10BOP-7

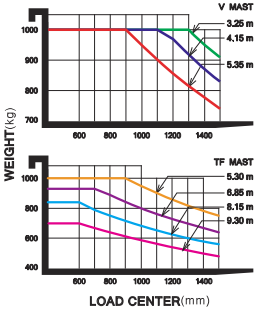
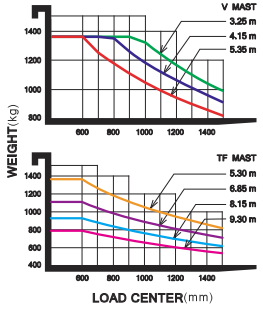
13BOP-7